

SW



VOLUME 1 ISSUE 4

APRIL 2022

SPECIAL POINTS OF INTEREST:

- Smart Tank
- Hardy Fish
- Tank Maintenance

Smart Tank Keeps You Connected

A new aquarist **may not always know** or **understand** the steps to keeping an aquarium successfully.

You want to know if your **fish tank is okay?**

PEACE OF MIND

Take control of your aquarium anywhere in the contiguous USA with your Android or iOS smart device, all you need is a WiFi connection. Functions include light color selections, temperature monitoring, maintenance and supplies reminders. Smart Tank™ includes Wi-Fi control standard. Use the Smart Tank™ app on any iOS or Android device to easily set up or program your aquarium.



SCHEDULE AQUARIUM LIGHTS ON/OFF

With the Smart Tank App you can set your aquarium light to come on in the morning and turn off as you head to bed. Create a favorite color to wake up to and a soothing, calming color to fall asleep to.

MONITOR ANYWHERE

Track your aquarium's water temperature and receive notifications if the temperature goes above or below designated temperatures. Have complete peace of mind knowing you can keep track of your aquarium from anywhere.




CREATE FAVORITE COLORS

Choose your favorite light color from preset color schemes or create your own depending on time of day or night. Dazzling colors brightly illuminating your fish and aquarium.

IMPORTANT REMINDERS

Alerts notify you of important chores such as changing aquarium's filter cartridge, medicating sick fish, monthly water changes, and when to purchase supplies. Keeping fish just got a whole lot easier.




SETUP QUICK AND EASY

Installation is Super Easy - no special tools or expertise required. Simply plug in Smart Tank LED Light - download the app to your phone or tablet - sync it to your aquarium light - select home WiFi network you're done!

SMART TANK BY SW PRODUCTS

Smart Tank app enables you to control light colors, set important schedules, and monitor aquarium's water temperature by your phone or tablet with your WiFi connection at home or office. Easy to use app can be downloaded from the Google Play App Store or Apple App Store.



CONTACT US

Email: customerservice@sunnywaycn.com

We respect your right to privacy - view our policy at www.sunnywaycn.com

Fancy Guppies

One of the world's most popular and widely distributed freshwater tropical fish is the Fancy Guppy. Easy to care for and hardy.

Care Level: Beginners and up.

Mature Size: 2.5 inches.

Temperature: 76°F - 82°F.

pH: 7.0 - 8.5.

Life span: 1 to 2 years.

Temperament / Behavior: Hardy, peaceful and compatible with all other fish, sometimes can be nippy.

Aquarium Size: 3 gallons and larger.


Breeding: Live Bearer.

Compatible Tank Mates: Bettas, Rainbows, Red rasbora, Corydoras, Gourami, Swordtails, Platys and Tetras.

Diet / Foods: Accepts good quality flake, sinking pellets, thawed frozen bloodworm, mysis shrimp, brine shrimp.

Tank Region: All over aquarium.


Gender: Females will have thicker bodies, males will be more slender with more color and longer fins.



Platinum King Cobra



Red Lace Snakeskin



Yellow Tuxedo

How to Care for Your Plastic Fish Tank

To keep your aquarium looking spotless and your fish healthy it is recommended to siphon out 20% of the aquarium's water with a gravel vacuum every 3 to 4 weeks depending on the number of fish you have and amount of daily feedings. Always replace your filter cartridge at this time also.

Stubborn Algae Growth

In some cases, you may have stubborn algae growing all over the tank and want to remove it. As your fish tank is constructed of impact-resistant plastic, the algae cannot be scraped or scrubbed off as damage to the tank may occur. Do not use soap, detergents or glass cleaners as they may leave residues and damage the tank. Do not use a sponge or scrubber as they may scratch the plastic. Do not place in dishwasher or very hot water as damage to the tank may occur.

You can use a vinegar solution of 1:1 vinegar/water added to a spray bottle. Be sure to move your fish to another container and empty the water out of the tank with the gravel vacuum. Spray the walls of the tank with the vinegar solution and allow to set for 30 minutes before rinsing tank a couple of times and then refilling it. When introducing your fish back to it's tank proceed with the same process as you did when setting up your fish tank initially. Be sure to add a water conditioner to your water.

CONTACT US

Email: customerservice@sunnywaycn.com

We respect your right to privacy-view our policy at www.sunnywaycn.com